





















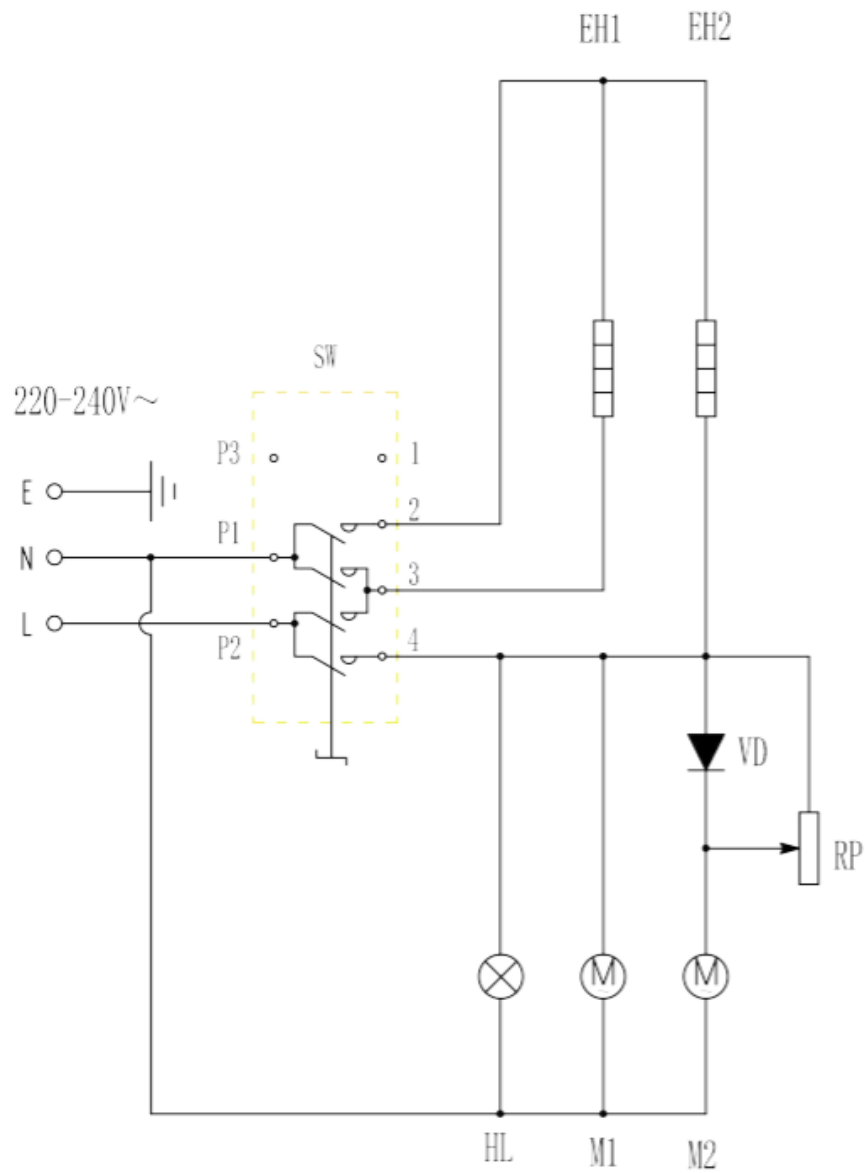


Machine	Explode	Code	Description
Buffalo Double Slice Conveyor Toaster	1	AS599	Speed Regulator
Buffalo Double Slice Conveyor Toaster	2	AS332	Indicator Light
Buffalo Double Slice Conveyor Toaster	3	AS344	Knob
Buffalo Double Slice Conveyor Toaster	4		Knob Protection Box
Buffalo Double Slice Conveyor Toaster	5	AS600	3 Gear Switch
Buffalo Double Slice Conveyor Toaster	6		Slag Collecting Pan
Buffalo Double Slice Conveyor Toaster	7		Chain Net
Buffalo Double Slice Conveyor Toaster	8		Space Truss
Buffalo Double Slice Conveyor Toaster	9		Terminal
Buffalo Double Slice Conveyor Toaster	10	AS601	Lower Heater
Buffalo Double Slice Conveyor Toaster	11	AS602	Upper Heater
Buffalo Double Slice Conveyor Toaster	12		Front Chain Net Rod
Buffalo Double Slice Conveyor Toaster	13		Rear Chain Net Rod
Buffalo Double Slice Conveyor Toaster	14		Inner Top Cover
Buffalo Double Slice Conveyor Toaster	15		Top Cover
Buffalo Double Slice Conveyor Toaster	16		Rear Radiator Plate
Buffalo Double Slice Conveyor Toaster	17		Hoarding
Buffalo Double Slice Conveyor Toaster	18		Rear Cover Plate
Buffalo Double Slice Conveyor Toaster	19		Rear Feeder Plate
Buffalo Double Slice Conveyor Toaster	20		Undercut Board
Buffalo Double Slice Conveyor Toaster	21		Shaft Seat
Buffalo Double Slice Conveyor Toaster	22		Shaft Gear
Buffalo Double Slice Conveyor Toaster	23		Drive Chain
Buffalo Double Slice Conveyor Toaster	24		Motor Gear
Buffalo Double Slice Conveyor Toaster	25	AS603	Motor
Buffalo Double Slice Conveyor Toaster	26		Feet (set 4)
Buffalo Double Slice Conveyor Toaster	27		Furnace Body
Buffalo Double Slice Conveyor Toaster	28		Bottom Sealing Plate
Buffalo Double Slice Conveyor Toaster	29		UK Power Cord
Buffalo Double Slice Conveyor Toaster	30	AS604	Fan

Circuit Diagram



No.	Code	Description
1	HL	Heating indicator light
2	SW	Gear switch
3	M1	Fan
4	M2	Motor
5	VD	Diode
6	RP	Governor
7	EH1-EH2	Heater